



CLINICAL VERSATILITY WITH
CUTTING EDGE TECHNOLOGY

LIGHTLas SLT Deux

SLT/YAG COMBINATION SYSTEM
WITH Vitreolysis

ADVANCED DESIGN PROVIDES INNOVATIVE THERAPY

Proven effective in treating glaucoma, with expanding applications in retinal diseases, the LIGHTLas SLT Deux offers industry-leading versatility.

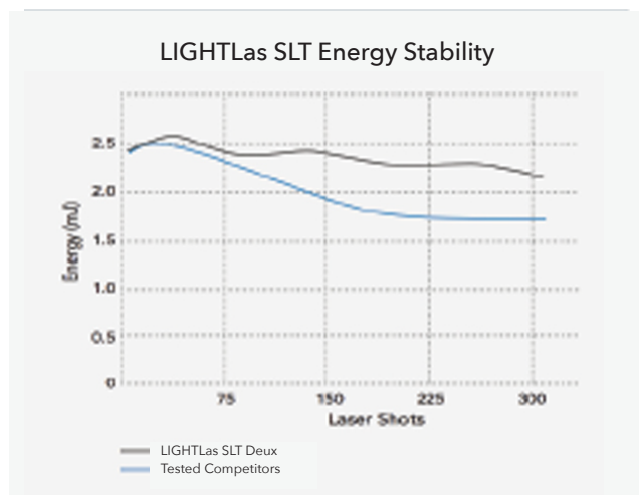


Thermal KTP Crystal Management

Exclusive Circuitry and Software

Eliminates KTP variation by engaging a unique thermal control mechanism:

- Guarantees optimum, shot-to-shot performance and reduces energy variation error
- Assures most stable SLT output energy performance over high repetition firing



Crystal Q-Switch Laser Technology

Powerfully Crafted

The unit is operated through a laser fire Q-Switch conveniently integrated into the system

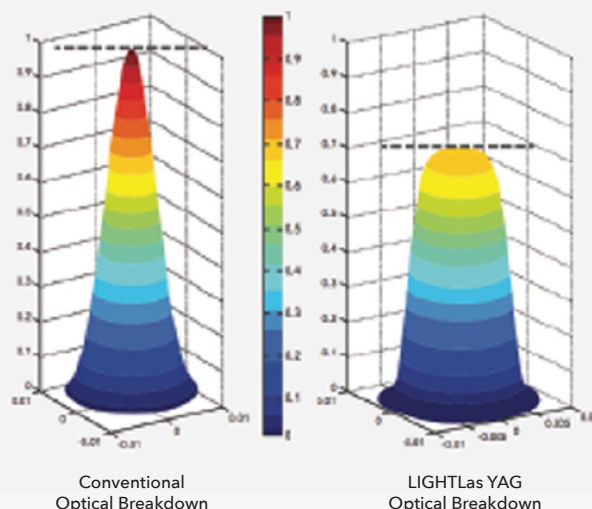
Unique Laser Cavity Technology

Provides optimum tissue-cutting precision and consistent shot-to-shot output energy at the industry's lowest optimal breakdown levels

Advanced Noise Reduction

Improves patient compliance and allows procedures to be completed with lower energy levels to help reduce treatment side effects and lens pitting

LIGHTLas YAG Crystal Q-Switch Gaussian Profile



“ LIGHTMED provided a YAG/SLT laser for me to evaluate. The optics are terrific, the laser energy is precise and everything about the console feels like a quality product. If you are in the market for an ophthalmic, office-based laser, do yourself a favor and get LIGHTMED to show you their offering, you will be happy you did. ”

Toby Tyson, MD; Cape Coral, FL

FULL ARRAY OF FEATURES AND BENEFITS

Intelligent and ergonomic features offer superb precision and unparalleled ease of use, ensuring optimum clinical outcomes and unmatched value.

Quality Precision Products

Superior Design

High-resolution, Galilean slit lamp along with quality components provide enhanced view and seamless operation.

Large, Crisp Field of View

Beam splitter-free design features internally coated safety optics to maximize resolution and viewing clarity.

Five-Step Magnification Changer

Provides exceptional viewing, from fine structures to the wide-field view of the retina. The integrated magnification changer helps improve diagnosis capabilities at a convenient working distance.

Posterior/Anterior Laser $\pm 500\ \mu\text{m}$

Large Focus Shift

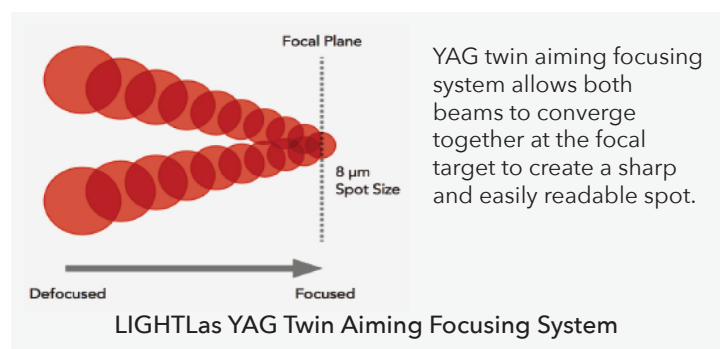
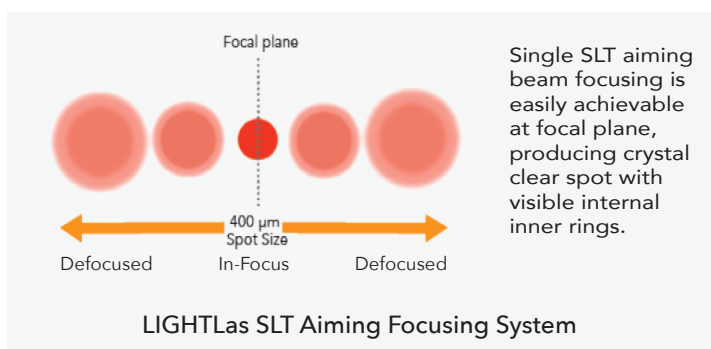
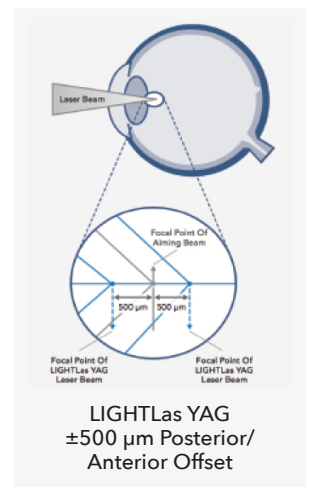
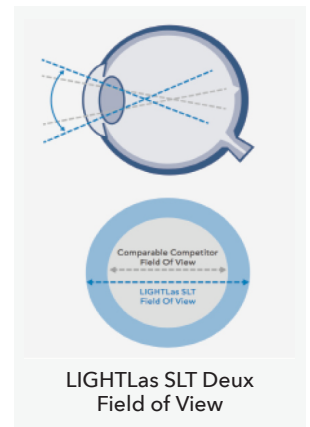
Allows detailed titration of treatment focus without compromising comfort, and preventing the possibility of lens pitting

Clinical Versatility

Essential for multi-patient environment with numerous IOL types

Adjustable Setting

Extensive range of $\pm 500\ \mu\text{m}$ for higher accuracy and greater control

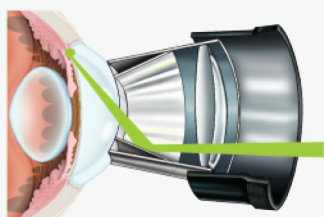


ULTIMATE UPGRADABILITY



Upgrade the LIGHTLas YAG and LIGHTLas SLT Deux (integrated YAG/SLT laser) to the V-series to add YAG laser vitreolysis functionality. Create a more powerful, multi-purpose, anterior and posterior workstation with LIGHTLas YAG-V or LIGHTLas SLT Deux-V.

Selective Laser Trabeculoplasty (SLT) Treatment



A Latina SLT Gonio lens is recommended as the primary option for the SLT procedure. The laser beam is applied to the trabecular meshwork where the cells divide and replace lost or damaged cells. The natural regeneration after the treatment creates a healthier, more porous trabecular meshwork restoring balanced aqueous outflow.

Why Selective Laser Trabeculoplasty (SLT)?

Selective Laser Trabeculoplasty is a safe and effective laser procedure offered as the standard of care in the treatment of Primary Open Angle Glaucoma (POAG). The treatment is indicated to lower the Intra-Ocular Pressure (IOP) associated with glaucoma.

- A concentrated low energy laser beam is directed at the trabecular meshwork with an SLT lens.
- The short pulses of green (532nm) wavelength and low energy of the laser light stimulates the body's natural immune response to rebuild the functions that associate with regulation of the IOP.
- Over several weeks this response promotes improved fluid flow from the eye, resulting in lower IOP. There is minimal thermal damage which could lead to scar tissue formation because the laser energy only interacts with pigmented cells.
- SLT is proven to be safe, and can be repeated without any known side effects.

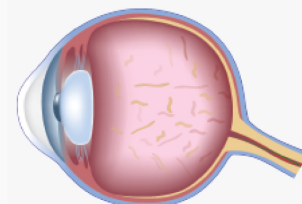
V-Series: Flexibility For Successful Vitreolysis Treatment

Optimized for both posterior and anterior YAG laser therapy, LIGHTLas Deux-V allows surgeons to perform anterior or posterior capsulotomies with new-generation IOLs, peripheral iridotomies for glaucoma, and vitreolysis to treat vitreous strands and opacities, all with a single instrument.

The advanced LIGHTLas SLT Deux-V laser has the capability to perform a non-invasive and safe treatment for vitreous strands.

- Uses a unique and advanced design to illuminate deeper into the vitreous
- Provides an unobstructed laser beam that allows more control, convenience, and precision during each treatment
- Ensures precise positioning of the optical breakdown and provides protection of adjacent tissue with the precision of the two-point aiming system and wide-offset range

Vitreous Humor & Floaters



Vitreous opacities and strands are also known as eye floaters that drift in the vitreous humor of the eye. The LIGHTLas SLT Deux-V laser can be used to perform vitreolysis, which can evaporate vitreous opacities and sever vitreous strands, therefore eliminating the visual burdens caused by the floaters.

DYNAMIC WITH INFINITE TREATMENT OPTIONS

In addition to a suite of advanced features and service, LIGHTLas SLT Deux offers a comprehensive selection of combinations as your practice grows and clinical needs change.

Advanced Engineering

The LIGHTLas SLT Deux design simplifies service and maintenance, and increases dependability. The ease of regulated periodic maintenance and diagnosis result in minimum system downtime and reliable operations.

Premier Service

- **Best-In-Class Coverage:** Every LIGHTLas SLT Deux comes with the reassurance of the industry-leading warranty from LIGHTMED.
- **Convenient Service:** Ensure reduced product downtime and quick maintenance or in-office repair with sales and service centers located worldwide.

Unmatched Ergonomics

The LIGHTLas SLT Deux configurations result in greater product efficiency, enhanced reliability, and comfort for physicians and patients. Our innovative engineering enhances practice dynamics and clinical scope with numerous table options that optimize space and clinical needs.

Range of Workstation Options

- **Clinical Versatility:** Uniquely upgradable at any time to include the YAG features to function as an integrated YAG/SLT laser, LIGHTLas SLT Deux provides increased product value and space savings options.
- **Powerful Photocoagulator Integration:** Works with the LIGHTLas 532 (green), LIGHTLas 577 (yellow), and LIGHTLas 810 (infrared) that utilize traditional continuous wave (CW) and exclusive SP-Mode (sub-threshold technology) to form a photocoagulator/photodisruptor workstation.



Optional Accessories

- Dual plug beam splitter
- Observation tube
- Photographic camera adaptor
- Video camera adaptor
- Iridotomy laser lens
- Capsulotomy laser lens
- SLT laser lens
- Mid-vitreous lens

Accessory Tables

- Single column u-recessed table
- Dual column wheel chair accessible table

TECHNICAL SPECIFICATIONS	YAG	SLT
Laser Type	Q-Switched Nd:YAG	Q-Switched frequency doubled Nd: YAG
Wavelength	1064 nm	532 nm
Energy Range	0.2 to ≤ 15 mJ (In single pulse mode), 10 to ≤ 25 mJ (in double pulse mode), 20 to ≤ 45 mJ (in triple pulse mode)	0.2-2.6 mJ, continuously variable
Pulse Width	4 ns	3 ns
Burst Mode	1, 2, and 3 pulse per shot, selectable	Single pulse
Mode Structure	Fundamental, diffraction limited	Frequency-doubled, diffraction limited
Avg. Air Breakdown	2.1 mJ (≤ 1.5 MJ in liquid solution)	N/A
Spot Size	8 μ m	400 μ m
Cone Angle	16 degrees	< 3 degrees
Treatment Beam Offset Range	± 500 μ m continuously variable	N/A
Aiming Beam	Dual beam laser diode, Continuously variable, Red 635 nm	Single beam laser diode, Continuously variable, Red 635 nm
Laser Repetition Rate	Up to 3.0 Hz	
Laser Delivery	Galilean Slit Lamp integrated, stereoscopic 16x microscope with converging optics	
Magnification	Integrated: 5-position, 5x, 8x, 14x, 25x, 38x	
Safety Filter	Fixed OD5 @ 1064nm and 532nm, double coated / color balanced	
Cooling	Air convection, passive	
Power Requirements	100-240 VAC 50/60 Hz, Auto ranging	
Power Rating	500 VA	
Dimensions	72cm x 54cm x 54cm (LxWxH) / 28" x 21" x 21" (LxWxH)	



Specifications are subject to change without notice. LIGHTMED devices are made strictly in accordance with the international laser safety regulations and standards; EN60601-1-1, EN60601-2-22, IEC60825-1



1130 Calle Cordillera | San Clemente, CA 92673 | USA
T: 949-218-9555 | F: 949-218-9556 | sales@lightmed.com
www.lightmed.com