



THE NEW GOLD STANDARD IN DEPENDABILITY,
INTEGRATION, AND PERFORMANCE

LIGHTLas 577™
YELLOW LASER PHOTOCOAGULATOR
WITH SP-Mode™

SUPERIOR PERFORMANCE



Recognized as the new gold standard in laser therapy, the LIGHTLas 577™ increases clinical efficiency and delivers unparalleled safety. The high-performance true yellow wavelength enables delivery of

Optimum Absorption By Oxyhemoglobin

- **Absolute Control:** Provides low light scattering in intraocular transit for increased accuracy and superior transmission
- **Reduced Power:** Typically requires 50% less power to achieve the same therapeutic effects as conventional green laser photocoagulation

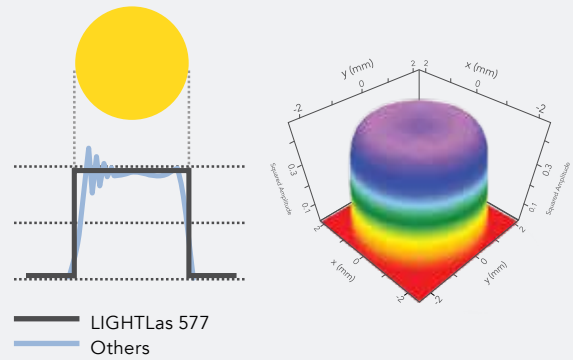
Negligible Absorption By Macular Xanthophylls

- **Closer Approach:** Significantly increases the safety margins for macular treatment with immediate access to fovea when compared to traditional green 532 nm, argon green 514 nm, or pseudo yellow 561 nm / 586 nm lasers
- **Minimized Thermal Damage:** Decreased thermal spread to reduce functional damage and scar

Consistent Power Delivery Across Life Span

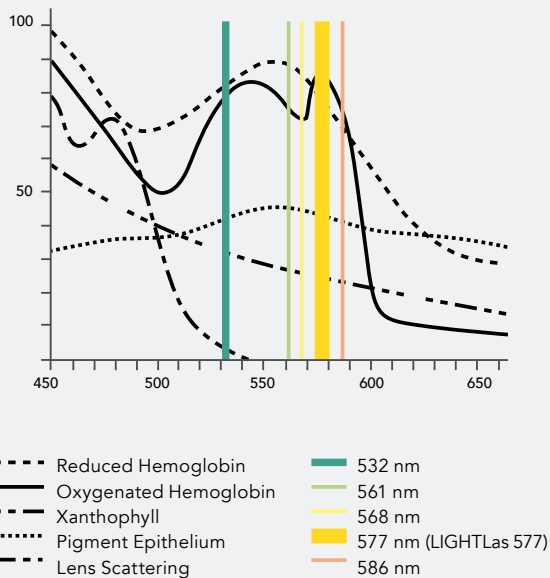
- **Laser Cavity Bonding:** Patented design with a 2.0 W laser cavity assures exceptional life span and stability of the system
- **Instant Duty-Cycle Circularity:** This feature assures stable and uniform treatment profile for maximized

Output Stability And Energy Density

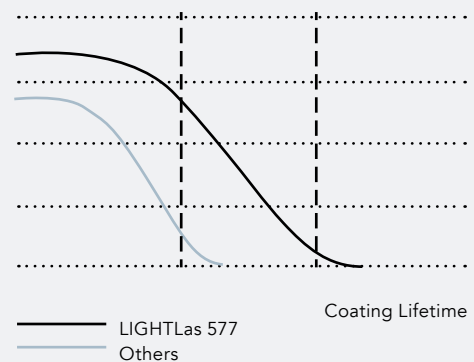


- **Superior Laser Crystal Coating:** The advanced coating technology offers 10 times higher damage threshold than most conventional photocoagulators. This superior coating enables advanced energy stability

Laser Absorption Properties



Laser Life Span



NEXT-GENERATION



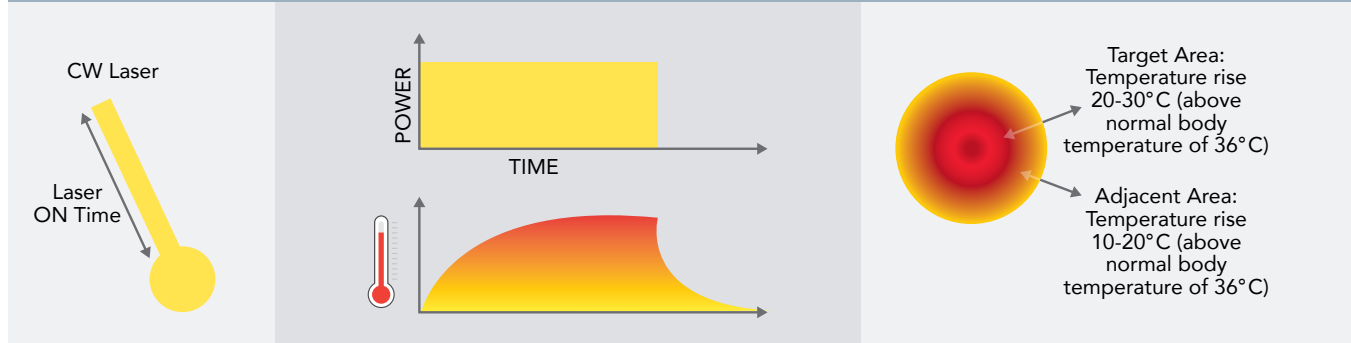
In addition to delivering clinically superior performance, LIGHTLas 577™ can help optimize patient outcomes with the use of traditional continuous wave or our exclusive next-generation SP-Mode™ (sub-threshold technology).

Sub-Threshold (SP-Mode) Laser Therapy

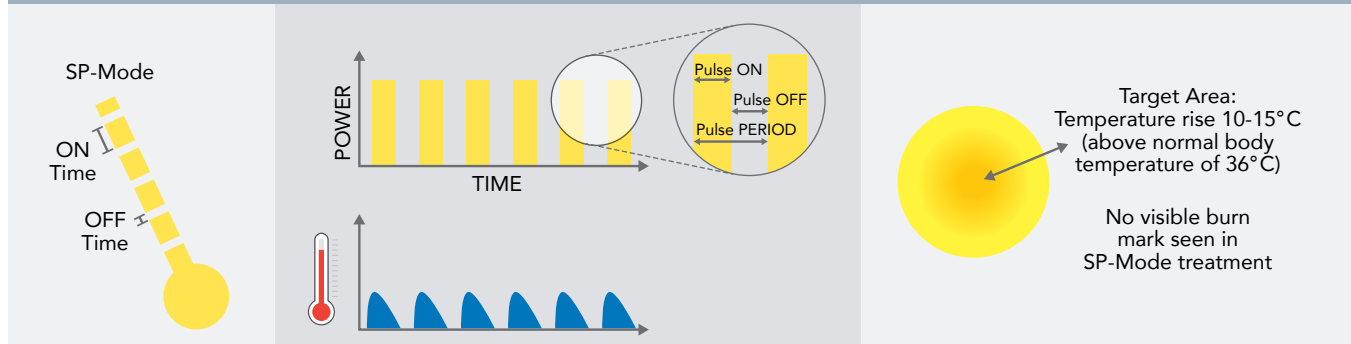
The latest innovation in LIGHTMED™ laser therapy, SP-Mode offers a groundbreaking treatment approach to achieving optimal clinical outcomes. Ongoing studies show that physicians are now able to:

- Eliminate laser-induced thermal tissue damage and treatment side effects
- Deliver a broader range of treatment modalities
- Treat disorders at a much earlier stage
- Provide repeat treatment in retinal and glaucoma applications

Conventional Continuous Wave (CW) Treatment



Next-Generation Sub-Threshold (SP-Mode) Technology



DEPENDABILITY MEETS



Compact and efficiently designed to maximize workspace and optimize workflow, the LIGHTLas 577™

Confident Performance

- **Continuous System Monitoring:** Innovative technology continuously measures and monitors the system to ensure optimal performance
- **Intuitive Messaging:** Provides immediate, user-friendly notification of an issue in the rare event that the system is not performing at optimal levels

Premier Service

- **Best-In-Class Coverage:** Every LIGHTLas 577 comes with the reassurance of the industry-leading warranty from LIGHTMED™
- **Convenient Service:** Assure reduced product downtime with multiple service centers across the US for quick maintenance or in-office repair



Portable Space-Saving Design

- **Small, Sleek Design:** Compact footprint provides additional workspace and can be easily integrated into any clinic or operating room workstation
- **Convenient And Portable:** Each LIGHTLas 577 is designed with a convenient carry handle and includes a portable carrying case

Intuitive Touch Screen Technology

- **User-Friendly:** Easy-to-read 7" backlit LCD touch screen includes menus with simple selection and treatment settings



Wireless Foot Pedal

- **Ergonomically Designed:** Foot pedal allows hands-free operation and uninterrupted procedures for increased visual focus
- **Optional Power Adjustment Foot Pedal:** A simple tap enables adjustment of treatment power settings for easy positioning



ULTIMATE INTEGRATION



Designed for versatility in the operating room and clinic, LIGHTLas 577™ offers a comprehensive selection of combinations to address retinal and glaucoma diseases as your practice grows. With an array of pattern configurations to best suit your clinical needs, its dual and tri combo laser integration and unique slit lamp option helps maximize control, improve safety, and enhance clinical outcomes.



Dual And Tri Combo Laser Integration

LIGHTLas 577 works with the LIGHTLas YAG™ and LIGHTLas SLT Deux™ to form a powerful and complete photocoagulator/photodisruptor/SLT workstation—all with vitreolysis.

TruLase™ Laser Indirect Ophthalmoscope (LIO) Compatibility

Integrated LIO provides unique controls of aperture size



Superior Slit Lamp Option

Recognized as one of the world's finest slit lamp laser integration systems, the LIGHTMED™ system provides outstanding control, increased safety, and enhanced clinical flexibility.

- 50-1000 μm for continuous variable spot size control
- True parfocal delivery system provides superior energy distribution and clinical versatility
- Optical design and superior lenses allow a larger field of viewing and a precise, crystal-clear view of the retina
- Provides an unobstructed, variable working distance between objective lens and patient for improved comfort

Range Of Slit Lamp Delivery Adapters

Engineered with automatic recognition of delivery devices and treatment modes for simple selection and safer application, the LIGHTLas 577 includes an extensive range of slit lamp delivery adapters (SLAs) to fit most Zeiss-style,

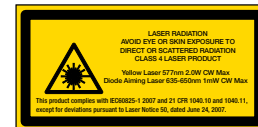
Technical Specifications

Model	LIGHTLas 577™ Yellow Laser
Laser system	Optically Pumped Semiconductor Laser (OPSL) true CW and SP-Mode™
Safety classification	Class 4
Wavelength	577 nm (yellow)
Power output	50 mW – 2.0 W (continuously variable SmartControl™ increments)
Max power at cornea	2.0 W (Endo, LIO, and SLA at all spot sizes)
Pulse duration	0.01 – 3.0 seconds
Pulse interval	0.01 – 3.0 seconds, and continuous
Sub-threshold laser therapy (SP-Mode) settings	<ul style="list-style-type: none"> • Duration: 150 μs – 600 μs (in 50 μs increments) • Duty cycle: 5% – 30% (in 2.5% increments) • Period: 1400 μs – 1850 μs (in 50 μs increments)
Aiming beam	Laser diode 653 nm (red), 0.1 – <1 mW
Safety classification	Class 2
Dimensions (laser console)	13 cm (H) x 36 cm (W) x 33 cm (D) 5.1 in (H) x 14.5 in (W) x 12.9 in (D)
Weight (laser console)	12 kg 26.4 lbs.

Specifications are subject to change without notice. LIGHTMED™ devices are made strictly in accordance with the international laser safety regulations and standards: EN60601-1, EN60601-1-1, EN60601-1-1-2, EN606901-2-22, IEC 60825-1 REV: DCA 63002

Optional Accessories

- Endoprobes (straight, curved, aspirating)
- TruSpot™ Slit Lamp Adaptor (SLA) for Zeiss, Haag-Streit (analogues)
- TruSpot Slit Lamp Adaptor (SLA) for LIGHTLas YAG™ and LIGHTLas SLT Deux™
- LIGHTMED-CSO SL 950/SL 980 (integrated slit lamp adaptor)
- TruLase™ integrated LIO
- Wireless power control foot pedal
- Motorized and fixed safety filter for microscopes



1130 Calle Cordillera | San Clemente, CA 92673 | USA
T: 949-218-9555 | F: 949-218-9556 | sales@lightmed.com
www.lightmed.com