



**LIGHTMED**  
Enlightening Vision



**OPTIMAL WORKSTATION  
FOR EVERY SPECIALTY**

# LIGHTLas 810

DIODE LASER PHOTOCOAGULATOR  
*WITH SP-Mode*

# UNMATCHED DURABILITY AND INTUITIVE CONTROLS



The LIGHTLas 810 is built with advanced technology and engineering in order to provide incomparable reliability for the most dependable laser system on the market.

## Consistent Power

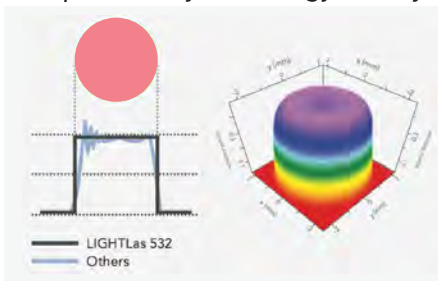
### Laser Cavity Bonding

The patented design with a 3.0W laser cavity assures exceptional life span and stability of the system.

### Instant Duty-Cycle Circularity

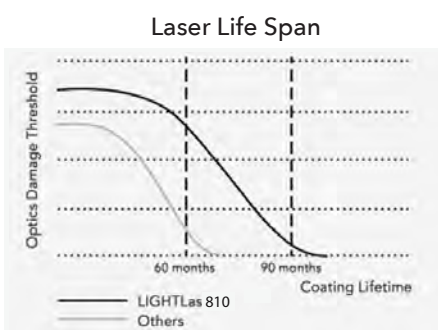
This feature assures stable and uniform treatment profile for maximized clinical outcomes.

Output Stability and Energy Density



## Superior Laser Crystal Coating

The advanced coating technology offers 30% higher damage threshold than more conventional photocoagulators. This superior coating enables advanced energy stability over prolonged use.



## Confident Performance

### Continuous System Monitoring

LIGHTMED's innovative technology continuously measures and monitors the system to ensure optimal performance.

### Intuitive Messaging

Provides immediate, user-friendly notification of an issue in the rare event that the system is not performing at optimal levels.

### Portable Space-Saving Design

- **Small, Sleek Design:** Compact footprint provides additional workspace and can be easily integrated into any clinic or operating room workstation.
- **Convenient and Portable:** Each LIGHTLas 810 is designed with a convenient handle and includes a portable carrying case.

## Intuitive Touch Screen Technology

- **User-Friendly:** Easy-to-read 7" backlit LCD touch screen includes menus with simple selection and treatment settings.

## Wireless Foot Pedal

- **Ergonomically Designed:** The foot pedal allows for hands-free operation and uninterrupted procedures for increased visual focus.
- **Easy Positioning:** A simple tap enables adjustment of treatment power settings quickly and easily.



# OPTIMAL WORKSTATION FOR EVERY SPECIALTY

The unique properties of the 810nm infrared wavelength in traditional CW (Continuous Wavelength) and SP-Mode (Sub-Threshold Technology) provide surgeons with a broader range of treatment modalities for various retinal and glaucoma disorders.



The LIGHTLas 810 further integrates with the LIGHTLas YAG and LIGHTLas SLT Deux with Vitreolysis lasers to form a powerful anterior and posterior multi-treatment laser platform.

## More Possibilities for Treating Glaucoma

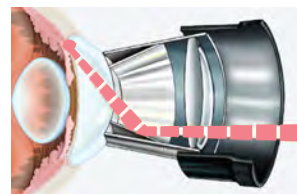
- **Sub-Threshold Laser Trabeculoplasty (SPLT):** The procedure applies micro pulsed bursts of laser energy resulting in comparable IOP-lowering effects of argon laser trabeculoplasty (ALT) without collateral damage.
- **Transscleral Cyclophotocoagulation (TSCPC):** The treatment utilizes a special LC glaucoma probe, offering a long-term, effective intraocular pressure reduction for patients with refractory and advanced stage glaucoma.

## Applications for Every Specialty

The broad selection of delivery devices and treatment modes enables a wide range of clinical applications:

- CW – Continuous Wavelength Photocoagulation
- SP-Mode – Sub-Threshold Photocoagulation
- SPLT – Sub-Threshold Laser Trabeculoplasty
- TSCPC\*\* – Transscleral Cyclophotocoagulation
- ROP – Retinopathy of Prematurity

## Sub-Threshold Laser Trabeculoplasty (SPLT)



SPLT applies micro pulses with a much longer pulse length than SLT, but the tissue temperature rises slowly, as the laser energy is delivered in short microbursts over an extended period of time. The procedure may minimize the IOP spikes that can sometimes occur after other laser procedures, offering a safe and repeatable treatment option.

\*\* TSCPC procedure disposables are not available for sale in the USA.

# NEXT-GENERATION OPTIONS



SP-Mode Sub-Threshold Technology along with traditional continuous wave treatment are built into the LIGHTLas 810 laser system to optimize patient outcomes.

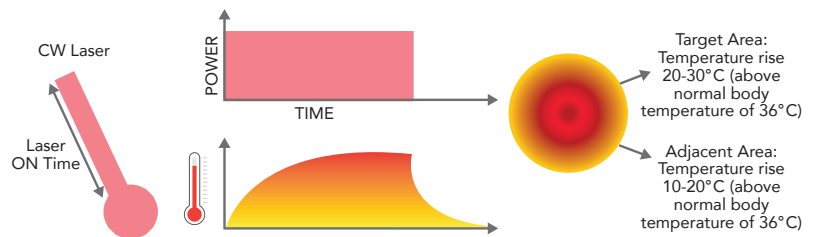
LIGHTLas 810 - Infrared Diode Laser		
GLAUCOMA	Primary Open Angle, Closed Angle, Refractory Glaucoma	Sub-Threshold Laser Trabeculoplasty (SPLT) Transscleral Cyclophotocoagulation (TSCPC), Iridotomy
RETINA	Proliferative Retinopathy (Diabetic, Retinal Vein Occlusion), Macular Edema, Barricade of Retinal Tears/Lattice Degeneration/Detachments, Sub-Retinal (Choroidal) Neovascularization, Retinopathy of Prematurity	Pan Retinal Photocoagulation (PRP), Focal Treatment, Grid Treatment
AMD	Age-Related Macular Degeneration (AMD) with Choroidal Neovascularization (CNV)	Focal Treatment, Grid Treatment

## SP-Mode Sub-Threshold Laser Therapy

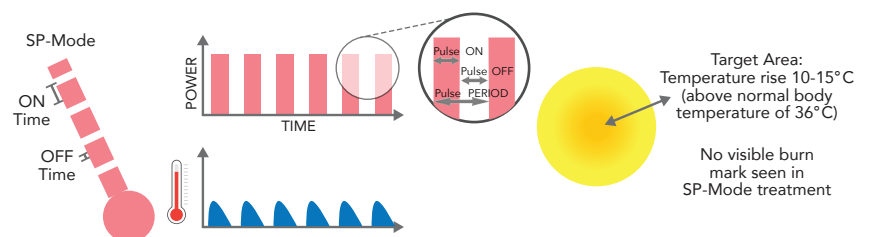
SP-Mode, the latest innovation in LIGHTMED laser therapy, offers a groundbreaking treatment approach to achieving optimal clinical outcomes. Ongoing studies show that physicians are now able to:

- Eliminate laser-induced thermal tissue damage and treatment side effects
- Deliver a broader range of treatment modalities
- Treat disorders at a much earlier stage

### Conventional Continuous Wave (CW) Treatment



### Next-Generation SP-Mode Sub-Threshold Technology



# UNLIMITED POSSIBILITIES



Designed for versatility in the operating room and clinic, LIGHTLas 810 offers a comprehensive selection of combinations to address retinal and glaucoma diseases as your practice grows.



With an array of pattern configurations to best suit your clinical needs, its dual and tri-combo laser integration and unique slit lamp option also help maximize control, improve safety, and enhance clinical outcomes.

## Dual and Tri Combo Laser Integration

LIGHTLas 810 works with the LIGHTLas YAG-V and LIGHTLas SLT Deux-V to form a powerful and complete photocoagulator/photodisruptor/SLT/Vitreolysis workstation.

Recognized as one of the world's finest slit lamp laser integration systems, the LIGHTMED system provides outstanding control, increased safety, and enhanced clinical flexibility.

- 50 -1000  $\mu\text{m}$  continuous variable spot size control
- True parfocal delivery system provides superior energy distribution and clinical versatility
- Advanced and quality optical design that provides a larger field of viewing and a precise, crystal-clear view of the retina
- Provides an unobstructed, variable working distance between objective lens and patient for improved comfort



## TruLase Laser Indirect Ophthalmoscope (LIO) Compatibility

Integrated LIO provides unique controls of aperture size and spot positioning for enhanced, precise viewing.

## Range of Slit Lamp Delivery Adapters

Engineered with automatic recognition of delivery devices and treatment modes for simple selection and safer applications, the LIGHTLas 810 includes an extensive range of slit lamp delivery adapters (SLAs) to fit most Haag-Streit and LIGHTMED slit lamps.

## Optional Accessories

- Endoprobes (straight, curved, illuminating, aspirating)
- Glaucoma Probe (G-Probe)
- TruSpot SLA for Haag Streit (analogues)
- TruSpot SLA for LIGHTLas YAG/SLT/SLT Deux
- LIGHTMED - CSO SL 950/SL 980 (integrated SLA)
- Motorized & Fixed Safety Filter for microscopes
- TruLase Keeler Integrated Laser Indirect Ophthalmoscope (LIO)
- Power Control, Wireless Foot Pedal

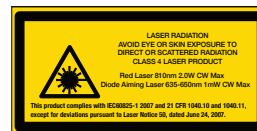


### LIGHTLas 810 TECHNICAL SPECIFICATIONS

Model	LIGHTLas 810 Infrared Diode Laser Photocoagulator
Laser System	Diode Laser
Treatment Laser Safety Classification	Class 4
Wavelength	Red (810nm)
Power Output	50-3000mW
Max Power at Cornea	3.0W (Endo, LIO & SLA @ all spot sizes)
Pulse Duration	0.01 - 10.0s
Pulse Interval	0.01 - 3.0s & Continuous
SP-Mode Settings	Duration: 10ms - 10,000ms (in 50 $\mu$ s increments) Duty Cycle: 5%, 7.5%, 10%, 12.5%, 15%, 20%, 30% Period: 10ms-3,000ms and OFF (0 ms) (in 50 $\mu$ s increments)
Cooling	Auto Fan & TEC's for Laser & Crystal
Treatment Spot Size	50 - 1,000 $\mu$ m Integrated Version
Aiming Beam	Laser diode 635-650nm, red 0.1 <1mW
Aiming Laser Safety Classification	Class 2
Dimensions (Laser Console)	13cm (H) x 36cm (W) x 33cm (D) 51" x 14.5" x 12.9"
Weight (Laser Console)	12kg 26.4 lbs
Power Requirements	100-230 VAC, 50-60Hz Auto Ranging

### LASER INDIRECT OPHTHALMOSCOPE

Indirect Model	Keeler All Pupil II
Retinal Spot Size	300 $\mu$ m nominal at focus with 20D Laser Lens
Illumination Power	From Laser Console or stand alone power source
Fiber Length	3m
Weight	Less than 500g without laser attachment
Safety Filter	Fixed filter OD 4 @ 810nm
Beam Divergence	Cone angle 20°



Specifications are subject to change without notice. LIGHTMED devices are made strictly in accordance with the international laser safety regulations and standards: EN60601-1, EN60601-1-2, EN60601-2-22, IEC60825



1130 Calle Cordillera | San Clemente, CA 92673 | USA  
T: 949-218-9555 | F: 949-218-9556 | sales@lightmed.com  
[www.lightmed.com](http://www.lightmed.com)